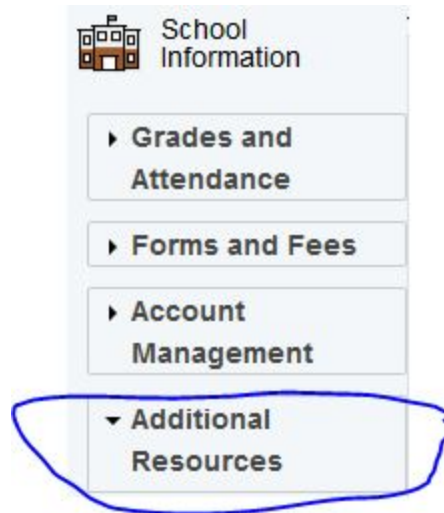


For families that wish to participate in the Chromebook Leasing Program there are two options they have to indicate this:

1. On Powerschool indicate that they want to lease a Chromebook. Here by opting into the program they also agree to the terms.

Parents would access this through the Parent Portal by:

1) Opening the “Additional Resources” Menu

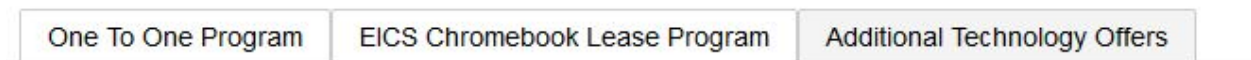


2) Clicking the “Tech Resources” link



3) Clicking on the “EICS Chromebook Lease Program” tab

## Technology Resources



Once there, they are prompted to agree to the Lease Agreement and the \$65.00 fee for the 2016-2017 school year

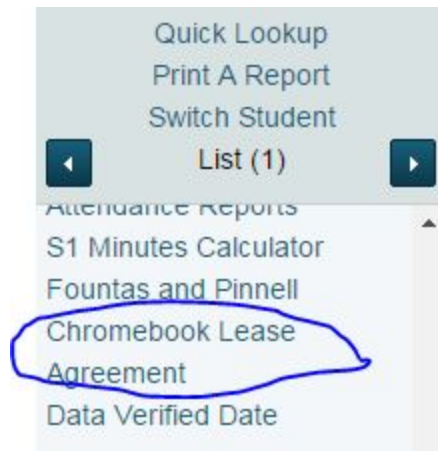
By choosing to participate you indicate that you accept the conditions as outlined in the Chromebook Agreement linked above for provision of a Chromebook provided by Elk Island Separate Regional Division No. 41.

Do you wish to participate in this program for the 2016-2017 school year?

Please note that as fees are involved, once you have chosen to participate from the program, if you choose to leave the program you will need to contact the school.

Once they have opted in, they must contact the school to cease participating. This is a precautionary measure put in place to help the school manage anyone who leaves the program.

2. Fill out the Lease Agreement (attached in the email) on paper and submit to your school. Then at the school site, this data needs to be entered into Powerschool. School staff could do this by adjusting the opt-in through the new “Chromebook Lease Agreement” tab inside PowerSchool



Reports will be available allowing school administrators visibility to which students have chosen to opt into the lease agreement for a given year, making it easier to make informed decisions when letting IT know how many Chromebooks your school will need.